


PubMed Cheat Sheet

What is PubMed?

- PubMed is a free version of MEDLINE available on the internet through the National Library of Medicine. It allows you to search for journal articles from over 4,500 journals back to 1966 in medicine and health-care, including nursing, midwifery, allied health, health management, health research, etc.

Why would I use it?

- Search the PubMed database to identify literature on your topic
- Use it to find scholarly / peer-reviewed journal articles such as:
 - Research articles (studies that have been done – will include purpose of study, research methodology, data collected, conclusions drawn)
 - Clinical / Best Practices articles
 - Literature Reviews (describes all of the studies and research done on a particular topic)
- Some of the articles will immediately provide the full-text, but most of the time you will want to use the **SFX**  **Find Full Text** tool to track down the full article.

How do I get to it?

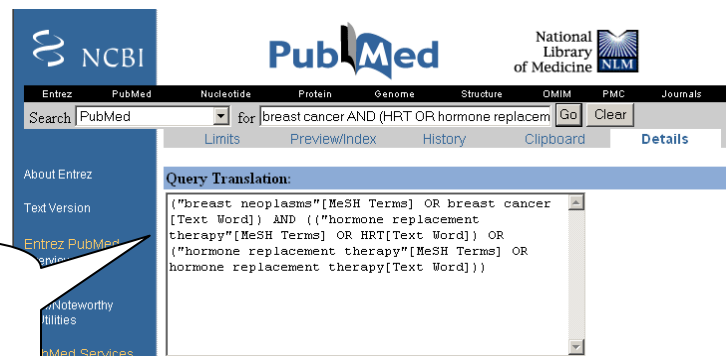
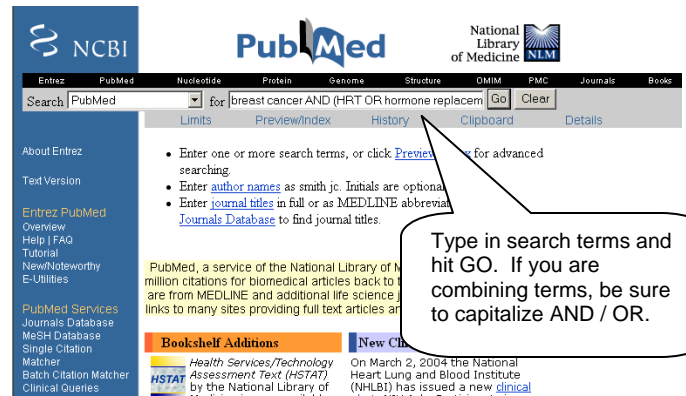
As a CSUF student / faculty / staff you are eligible to use all of the library's electronic resources – of which PubMed is just one. You can access the PubMed database from campus or from home (or wherever you get online).

1. Start at the Pollak Library homepage: <http://library.fullerton.edu>
2. Under RESEARCH select FIND ARTICLES
3. You will be prompted to log into your portal
 - Students: username = campus-wide ID password = pin number
 - Faculty / Staff: portal/computer username and password
4. Once you are *authenticated*, you will see a subject breakdown of all of our databases – instead click on BY TITLE to see the alphabetical listing to find **PubMed**

Although PubMed is freely available to any internet user at <http://www.pubmed.gov> you will want to access it through the library website in order to use the library's interlinking tool SFX – which will help you track down the full-text of articles. This is not available via the freebie version.

How can I use it effectively?

- In the opening search box, type the key terms that describe your topic. PubMed uses *Automatic Term Mapping* - meaning it will do both a KEYWORD search and SUBJECT search for you at the same time. It will pull back articles that have your exact terms somewhere in the citation or abstract. But it will also try to connect the topic to a list of Medical Subject Headings (MESH) – in case they use a different term for the concept.
- You can combine terms through BOOLEAN searching – using AND/OR. **Note that PubMed only recognizes AND/OR in capital letters.** You can also use parentheses to group your terms. The example here means I'm willing to take either the term HRT or hormone replacement therapy.



How can I print / save / email abstracts to myself?

Select desired records to print/save/email while you are displaying search results.

- Click in the white box next to the title of each article you want to mark it – you can make multiple selections
- Click on the pull-down menu to the right of the SEND TO button
 - The CLIPBOARD will hold all your marked items until you are finished searching. At that point go to the area labeled CLIPBOARD to print/save/email your selections.
 - EMAIL will prompt you to enter your email address – and you can send your marked records.
- After you decide you must click on the SEND TO button again to complete the transaction

